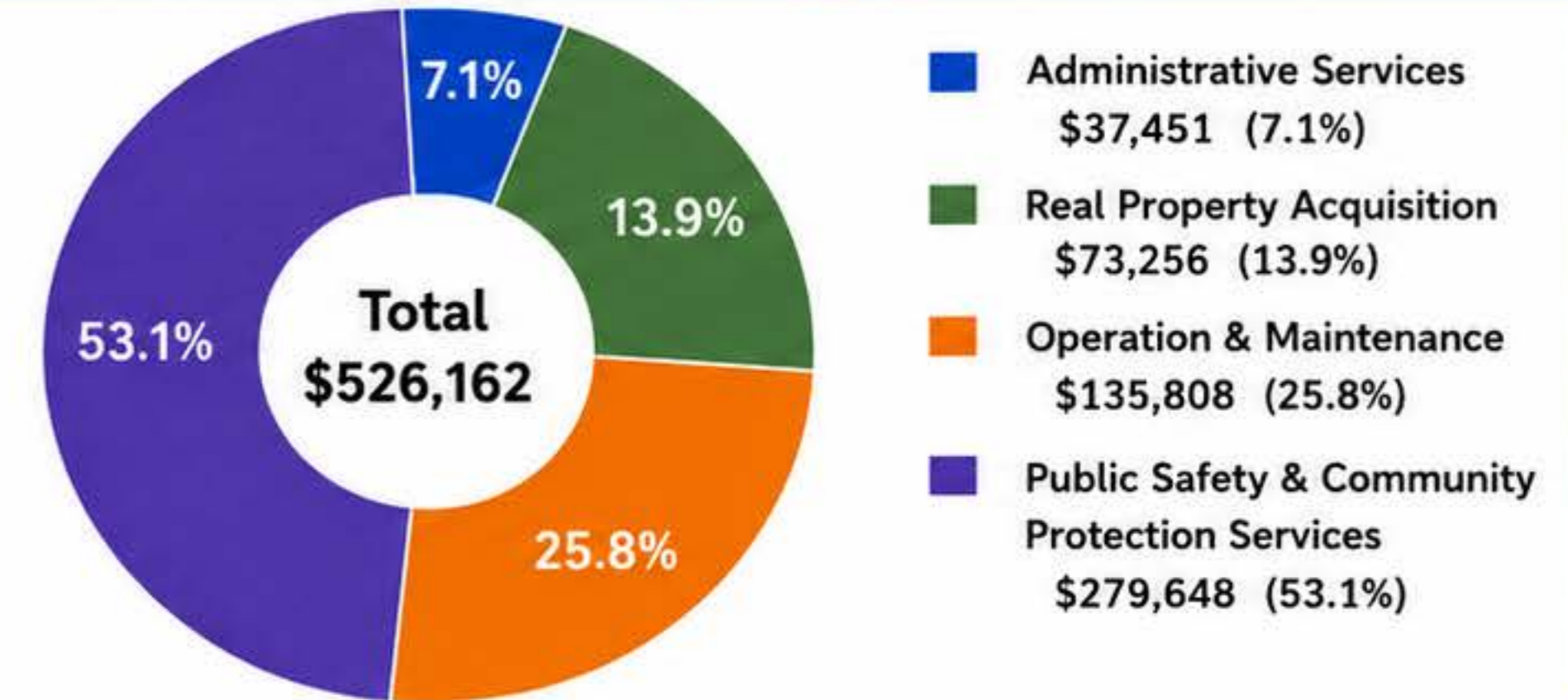






CFD Expenditure Summary: District (2), Fiscal Years 2024–2025

Expenditure by Fiscal Year and Category



Total Expenditure by Category (All Years)



Category / Expense Classification	FY 2024		FY 2025		Total Expenditure	
	Dollars	% of Total	Dollars	% of Total	Dollars	% of Total
 Administrative Services <ul style="list-style-type: none"> Force Account Labor Administrative Services 	\$8,571	4.2%	\$28,880	9.0%	\$37,451	7.1%
 Real Property Acquisition <ul style="list-style-type: none"> Force Account Labor 	\$17,890	8.7%	\$55,366	17.3%	\$73,256	13.9%
 Operation & Maintenance <ul style="list-style-type: none"> Force Account Labor Utilities & Telecommunication Maintenance Services & Supplies 	\$58,207	28.3%	\$77,600	24.2%	\$135,808	25.8%
 Public Safety & Community Protection Services <ul style="list-style-type: none"> Ranger Services <ul style="list-style-type: none"> Force Account Labor Peace Officer Services & Supplies Fire Prevention <ul style="list-style-type: none"> Force Account Labor Vegetation Management & Fire Hazard Abatement 	\$120,997	58.8%	\$158,651	49.5%	\$279,648	53.1%
Total Expenditure	\$205,666	100.0%	\$320,496	100.0%	\$526,162	100.0%