

**Dry Canyon  
Creek Park**

**Summit Valley  
Ed Edelman Park**

**Summit to Summit- Semet**

Topanga- Henry Ridge Trail (12a)

Topanga- Henry Ridge Trail (12b)

Topanga- Henry Ridge Trail (12)

Calabasas Topanga Connector Trail (10)

2080-013-001  
(Deeb)

2080-013-003  
(Galvaz Inv LLC)

4436-023-002  
(Weiss)

2080-013-007 (Parisian)

2080-013-008 (Parisian)

Begin Trail

Begin Trail

End Trail





End Trail

3760'

2360'

Topanga- Henry  
Ridge Trail (12a)

-  Potential Trail Construction
-  LA County Trails Plan (1980's)
-  Subject Acquisition Properties
-  SMMC/MRCA Property
-  Other Public Land

- NPS Trails  
Current Status**
-  Existing Access Road/Trail
  -  Non-Existent Trail (Planned)
  -  Existing Official Trail
  -  Existing Unofficial Trail

**Agenda Item VII  
MRCA  
3/14/12**

0 500 1,000 Feet

